

EP-450 EP-750 T  
 EP-650 EP-850 T  
 EP-950 T

## Sprue Pickers

### STANDARD FEATURES

#### Sprue Picker

- Quick start
- Emergency stop
- Fully automatic cycle
- Defective part rejection
- Quality inspection program
- Incomplete injection detection
- Sandwich plate movement detector
- Ten standard movement sequences
- Ten programmable movement sequences
- Two spare output circuits
- One spare input circuit
- Injection counter setting
- Quality inspection counter setting
- Spray counter setting
- Alarm volume and duration control
- Motion and delay timer setting
- Universal power supply
- Redefinable home position

#### Microprocessor Control

- Hand held
- User friendly
- Built-in help and diagnostics
- Safe and foolproof system design
- Large, readable LCD display
- Alpha-numeric and icon controlled keyboard
- Additional fully teachable movement sequences
- SPI and Euromap standard interfaces

### ADDITIONAL FEATURES

- Gripper and suction circuit provided
- Fitted with vacuum generator and vacuum fittings
- Power consumption: approximately 40VA
- Adjustable swing angle: 60°-90° (to operator's side or rear side)
- Adjustable gripper rotation angle: 90° - 100°
- Strip Stroke: 100mm
- Effective payload: 9 lbs.
- Compressed air pressure: 80 psi
- Special end-of-arm tooling kit
- Operating voltage 80-260 VAC

### OPTIONS AVAILABLE

- 110 volt/1 phase 60Hz power supply
- SPI interface (hardware) on the Engel or non-Engel machine



# ENGEL

Engel Robotics & Automation  
 700 Woodlawn Road W.  
 Guelph, Ontario  
 N1K 1G4 Canada  
 (519) 836-0220  
 Fax (519) 821-3171

Engel Canada Inc.  
 545 Elmira Road  
 Guelph, Ontario  
 N1K 1C2 Canada  
 (519) 836-0220  
 Fax (519) 836-3714

Engel Machinery Inc.  
 3740 Board Rd., Rd. #5  
 York, Pennsylvania  
 17402 USA  
 (717) 764-6818  
 Fax (717) 764-0314

Engel de Mexico S.A. de C.V.  
 Gral Arista No. 54 Ofc. 105  
 Col. Argentina Poniente  
 11230 Mexico, D.F. Mexico  
 011 52 5 399-89-99  
 Fax 011-52 5 399-26-49


*Technical data  
 subject to change  
 without notice.*

*6/00 - 3M  
 Printed in Canada*

Engel Website: [www.engelmachinery.com](http://www.engelmachinery.com)

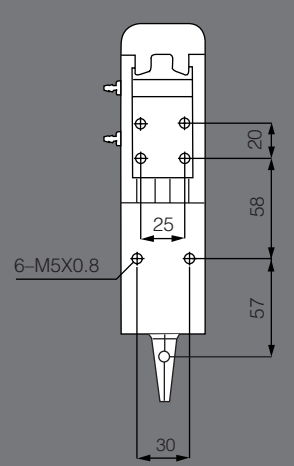
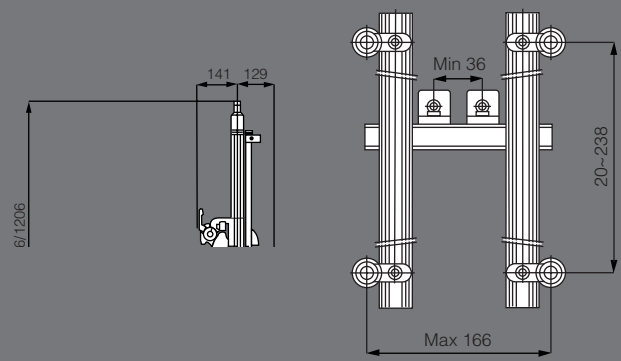
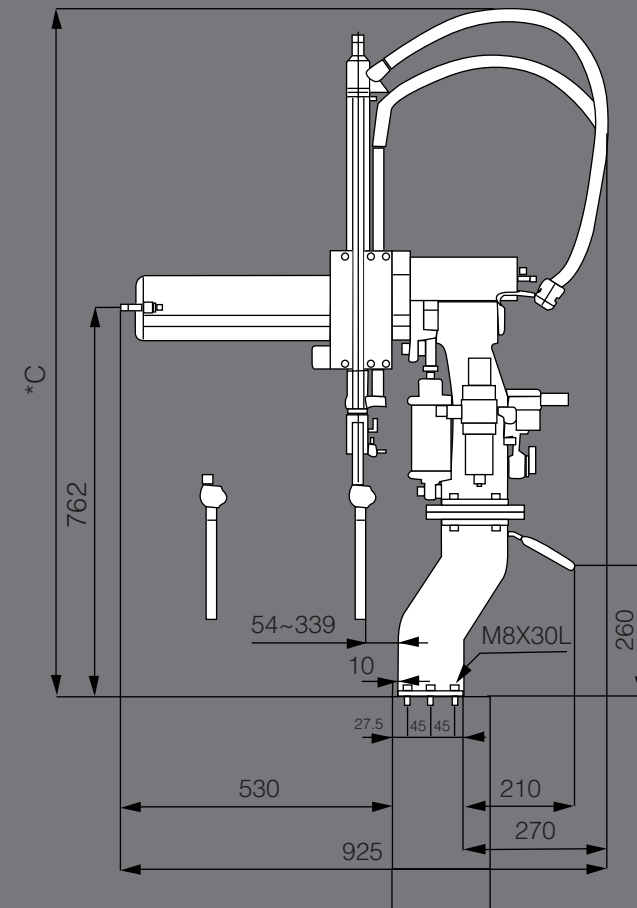
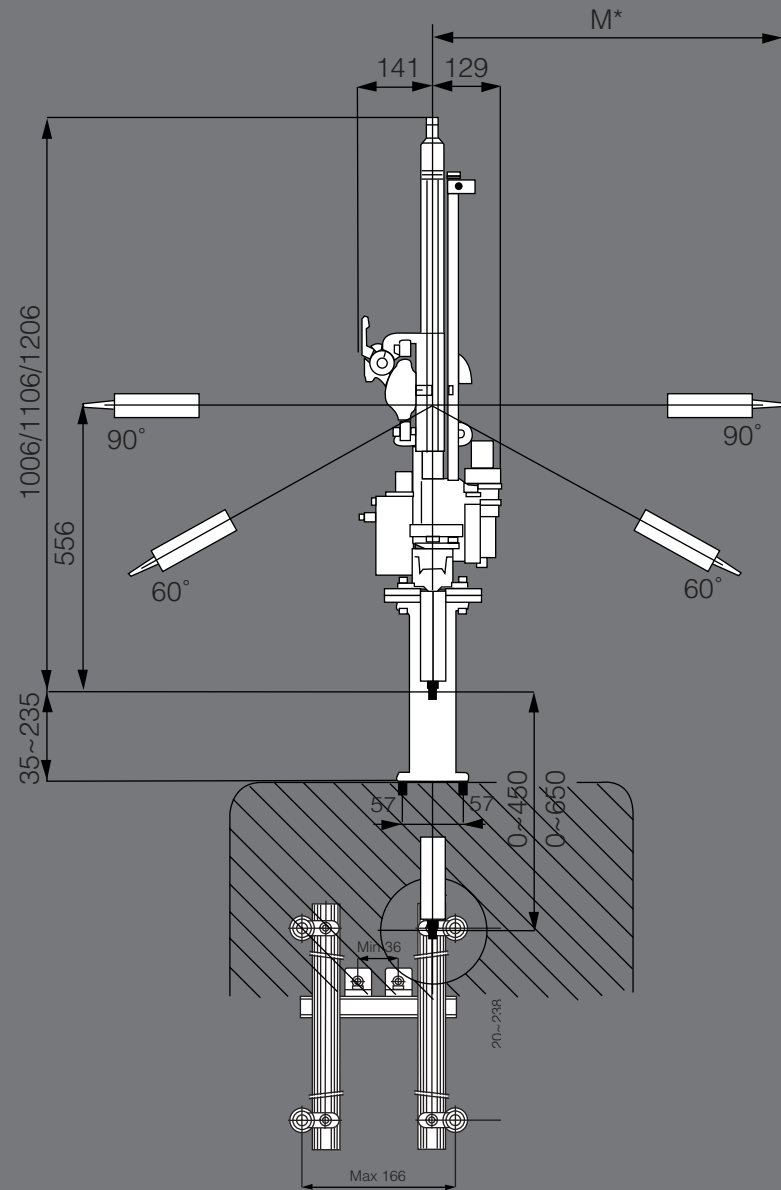
EP-450 EP-750 T  
 EP-650 EP-850 T  
 EP-950 T

## Sprue Pickers

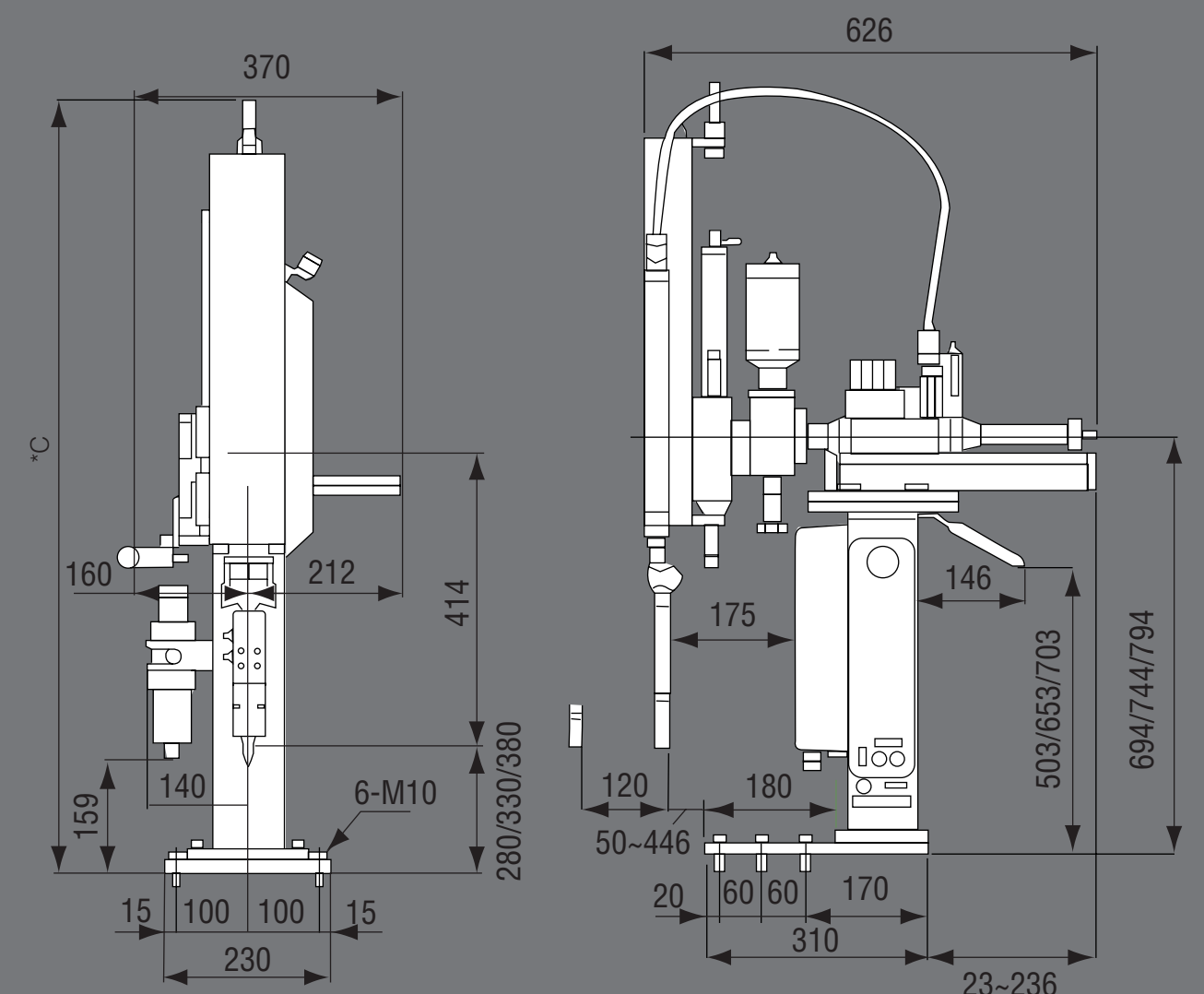


# ENGEL Automation

# EP 450-650



# EP 750 T-950 T



All dimensions in mm.

TYPE	EP-450	EP-650	EP-750 T	EP-850 T	EP-950 T
Vertical Stroke (mm)	450	650	750	850	950
Dry Cycle					
Take-Out (sec)	0.6	0.7	0.8	1.0	1.2
Total Cycle (sec)	3.1	3.2	3.8	4.0	4.2
Machine Size Range (U.S. tons)	40 - 150	60-250	200-350	300-450	400-700
CFM Air Consumption (1/cycle)	.53	.6	.6	.6	.65
Weight (lbs.)	75	78	125	130	135
*C= Overall Height (mm)	1224	1424	1294	1394	1494
*M=Max Deposit (mm)	1206	1406	1444	1594	1744